

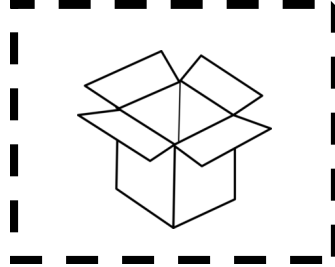

















Practice Short Vowels



Cut out the pictures and glue them on the next page in the box that corresponds with their short vowel letter.



A

Glue "short a" here	Glue "short a" here
Glue "short a" here	Glue "short a" here

Name _____

The Short Vowels!

E

Glue "short e" here	Glue "short e" here
Glue "short e" here	Glue "short e" here

I

Glue "short i" here	Glue "short i" here
Glue "short i" here	Glue "short i" here

O

Glue "short o" here	Glue "short o" here
Glue "short o" here	Glue "short o" here

U

Glue "short u" here	Glue "short u" here
Glue "short u" here	Glue "short u" here