





Name \_\_\_\_\_

Look at the picture and analyze the graphs below.




Fill in the circle of the graph that shows the number of  and 


A.




B.




C.



Look at the graphs and answer the questions.

1. Which graph has less  ?

- A
- B
- C
- A and B

2. Which graph has three  ?

- A
- B
- C
- A and B

3. Which graph has the same amount?

- A and B
- B and C
- C and A
- All of them