




Vegetables Graph 2

4

3

2

1



Cut out the squares below and paste them to the correct column.
Which column has the most vegetables? Which has the least vegetables?

