






Can you analyze the graph?

| | |
|---------------------|--|
| flower vases |  |
| baskets |  |
| sunflowers |  |
| daisies |  |
| roses |  |

1. What is the total amount of flower vases?

- ☐ 10
☐ 3
☐ 5

2. How many more flower vases than baskets are there?

- ☐ 2
☐ 3
☐ 5

3. How many less roses than daisies are there?

- ☐ 5
☐ 9
☐ 4

4. Which one has the least amount?

- ☐ flower vases
☐ baskets
☐ roses

5. Which one has equal amount?

- ☐ sunflowers and daisies
☐ roses and flower vases
☐ flower vases and baskets

6. Which has the most amount?

- ☐ roses
☐ baskets
☐ sunflowers